



INSTITUTO FEDERAL
SANTA CATARINA

Tutorial:

Acessando Linux no servidor do IFSC via ssh pelo navegador Google Chrome

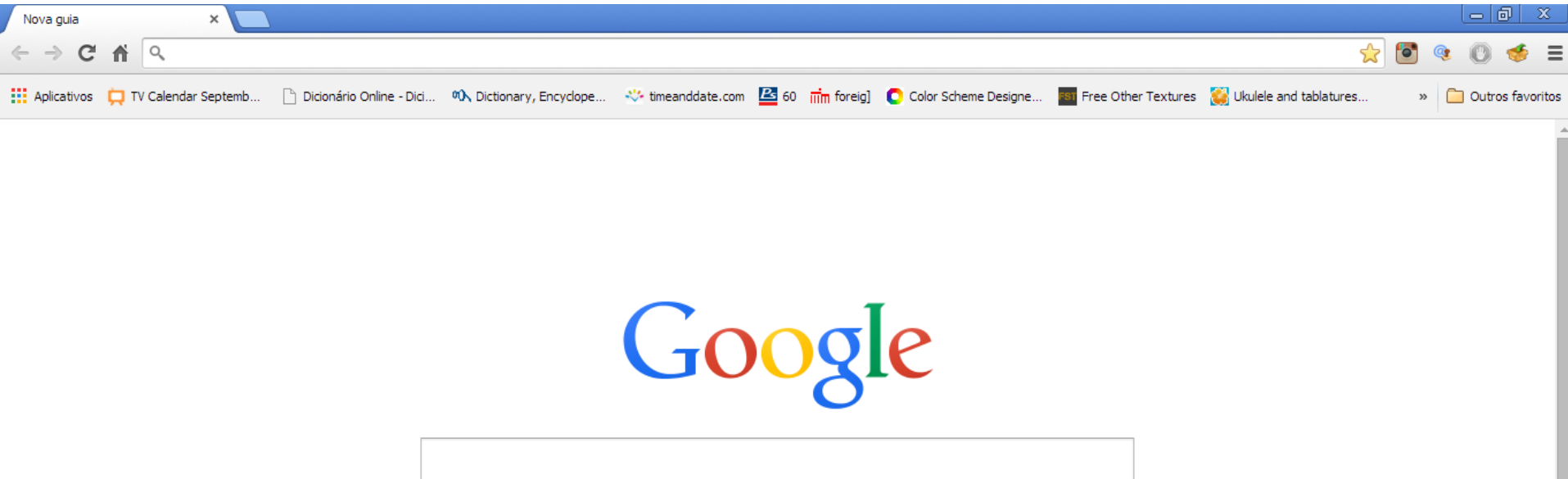
ICO60801 – 2014/2

Professores:

Bruno Fontana da Silva

Maria Cláudia de Almeida Castro

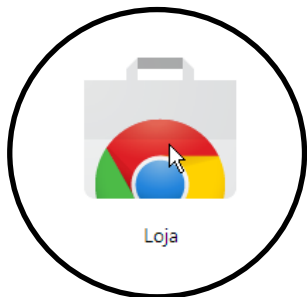
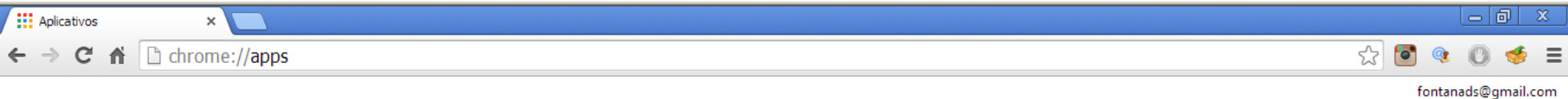
Instale e abra o navegador Chrome



clique na seção “Aplicativos”



Clique na “Loja” do Google



Loja



Gmail




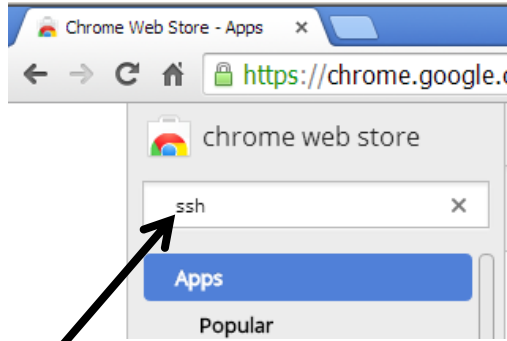
YouTube



Pesquisa do Google

Faça uma busca pelo termo

ssh



e instale a extensão Secure Shell

Apps

More App Results



Secure Shell

extensions@chromium.org

Terminal emulator and SSH client.

+ FREE

Utilities

★★★★★ (2034)



Confirmar novo aplicativo

Adicionar "Secure Shell"?

Ele pode:

- Acessar dados que você copiar e colar



Adicionar

Cancelar

Instalando...

Apps

More App Results



Secure Shell

extensions@chromium.org

Terminal emulator and SSH client.

CHECKING...

Utilities

★★★★★ (2034)



pnhechapfajndjhompbn...crx
12,1/13,3 MB, 2 segundos ...

Mostrar todos os downloads...

Apps

More App Results



Secure Shell

extensions@chromium.org

Terminal emulator and SSH client.

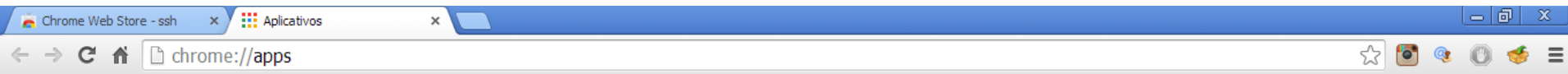
★ RATE IT

Utilities

★★★★★ (2034)



Após instalado, acesse o **Secure Shell** na aba de aplicativos



Loja




Gmail



YouTube



Pesquisa do Google



Secure Shell

Crie uma nova conexão para o servidor do IFSC

The image shows a terminal window titled "[New Connection]" with a subtitle "IFSC - Servidor (para aulas de IC0)". The main configuration area contains the following fields:

- Connection Name: IFSC - Servidor (para aulas de IC0)
- Username: bruno
- Host: 200.135.233.30
- Port: 22
- Relay Options: relay options
- Identity: [default] (with an "Import..." button)
- SSH Arguments: extra command line arguments
- Terminal Profile: default

At the bottom of the window, there are two buttons: "[DEL] Delete" on the left and "[ENTER] Conectar" on the right.

Welcome to Secure Shell version 0.8.28.

Answers to Frequently Asked Questions: <http://goo.gl/TK7876>

[Pro Tip] Use 'Open as Window' to keep Control-W from closing your terminal!

[Pro Tip] See <http://goo.gl/TK7876> for more information.

Conectando a bruno@200.135.233.30, porta 22...

Loading NaCl plugin... done.

The authenticity of host '200.135.233.30 (200.135.233.30)' can't be established

ECDSA key fingerprint is 4a:5b:55:51:80:77:67:ce:68:6c:16:14:72:01:be:1f.

Are you sure you want to continue connecting (yes/no)? **yes**

Warning: Permanently added '200.135.233.30' (ECDSA) to the list of known hosts.

bruno@200.135.233.30's password:

```
bruno@ico0: ~
chrome-extension://pnhechapfaindjhompbnflddabbghjo/html/nassh.html#profile-id:d59b
Welcome to Ubuntu 14.04.1 LTS (GNU/Linux 3.13.0-29-generic x86_64)

* Documentation:  https://help.ubuntu.com/

System information as of Thu Aug 28 21:55:53 UTC 2014

System load:  0.0          Processes:      74
Usage of /:   5.5% of 19.65GB  Users logged in:  1
Memory usage: 7%          IP address for eth0: 192.168.1.109
Swap usage:  0%

Graph this data and manage this system at:
https://landscape.canonical.com/

Get cloud support with Ubuntu Advantage Cloud Guest:
http://www.ubuntu.com/business/services/cloud

0 packages can be updated.
0 updates are security updates.

*** System restart required ***
Last login: Wed Aug 27 21:59:00 2014 from 186.214.11.69
bruno@ico0:~$
```

Usuário/senha dos alunos de ICO:

user: aXXXXXXXXXX

senha: aXXXXXXXXXX

XXXXXXXXXX = números (somente) da matrícula